

Lesson Plans

Day One

- Each girl has a little note about Nox, Voc's & Coughs on their packet. Read it together before you begin.
- Begin the class with the Charlie Brown Video and activity book. Ask the girls to pay close attention to the things we can do to cut down on air pollution. They will be working on a drawing for a poster contest throughout the week.
- Introduction to Air Quality Puppet Show.

HGAC has provided the puppets and show booth along with a script.

- Recruit girls in class to assist with the puppet show. (five scripts for each puppet show have been provided)
- Pesky Particulate is the puppet with the purple dots.
- Odious Ozone is the puppet that resembles a brain.
- Girl has ponytails
- Whiff is the full bodied puppet





- Read the air pollution gremlins sheet with the class. Tell the girls they will be entering a drawing/poster contest. Handout materials that can be used on the posters:
 - markers
 - stickers
 - glitter
 - large sheet of paper
- Each girl should write her name on the back of the picture with her age, grade. Work on the drawing. Let the girls know they will have an opportunity to work on their poster everyday this week.
- Whiff wrap-up — A wrap-up is provided. The camp counselor is to say that Whiff has left a special message for me to read to you until he see's you again later this week. Counselor will then read the Whiff wrap-up Day one page.






Lesson Plans

Day Two

- Smog Patrol Kit test is to be conducted at the beginning of class. The counselor should be familiar with the instructions before class begins.
- All About Ozone Puppet Show.
 - HGAC has provided the puppets and show booth along with a script.
 - Again, recruit girls to assist with the puppet show.
- Activity Sheets: Word search, clean air puzzle, clean air code corner. The girls have been provided activity sheets. The counselors packet also includes an answer sheet. Girl Scouts will need to provide scissors for the puzzle.
- Work on drawing/poster.
- Check the smog patrol kit or do a smog patrol test. You may want to go near a road or a building with a kitchen to see if the readings are different from the sample taken on day one. Try to vary your location everyday.






Lesson Plans

Day Three

- Counselor discusses allergies and asthma and reads with the girls, (counselor may ask each girl to read a couple of sentences) Ozone Action Days. This information is included in the counselors packet and the girls day three packet.
- Read the book LaRue and the Brown Cloud to the class.
- Air-Obics—It is hard to believe how important air is to our bodies. Because air is invisible and sometimes you can't smell it we overlook it's importance. Get the girls do some calisthenics so that they are breathing a little heavy and reiterate the importance of air. Included in the teacher's packet is an activity that gets the girls involved. The bag blow up. There are procedures, directions, and information on the sheets. Girl Scouts will need to provide brown paper lunch bags.
- Make puppets with the paper bags.
 - yarn
 - buttons
 - markers
 - crayons
 - fabric
- Work on drawings.
- Smog Patrol Kit — do another test.






Lesson Plans

Day Four

- How to do Your Share Puppet Show
 - HGAC has provided the puppets and show booth along with a script.
 - Recruit girls to assist with the puppet show.
- Activity: The girls are to write a poem, song, rap, chant or story about clean air. A copy of the sheet provided to the girls is included in your packet. These sheets will then be mailed by Girl Scouts to Leonard Spearman of the Texas Natural Resource Conservation Commission. The counselors are to provide their letters to Sherri Simmons who will then forward them to Mr. Spearman.
- Put a sock on it demonstration: see the put a sock on it instructions in the Girl Scouts section of the book.
- Work on drawing/poster
- Smog Patrol Kit





Lesson Plans

Day Five

- Finish drawings for the drawing contest. It will be up to the counselor of each class to select the drawing they think is best. We recommend a taking those drawings and having a final vote on two winners. Maybe this is a chance for the girls to be involved. Or, the counselors can make the selections. We will need two Brownies and two Girl Scout winners overall from the entire summer camp session.
- Work on clay figures — The counselor has a copy of the same instruction sheet provided to the girls. Girl Scouts will need to provide clay and other materials for the clay figures. While the girls are working on the figures, the counselor may want to read the descriptions of the gremlins to the group again.
- Last smog patrol kit experiment. Discuss with the girls.
- Do the evaluation form. Please collect and pass back to Sherri Simmons who will forward them to HGAC office.
- Certificates, goodie bags and the girls daily work packets are to be given to them at the end of camp week.

